





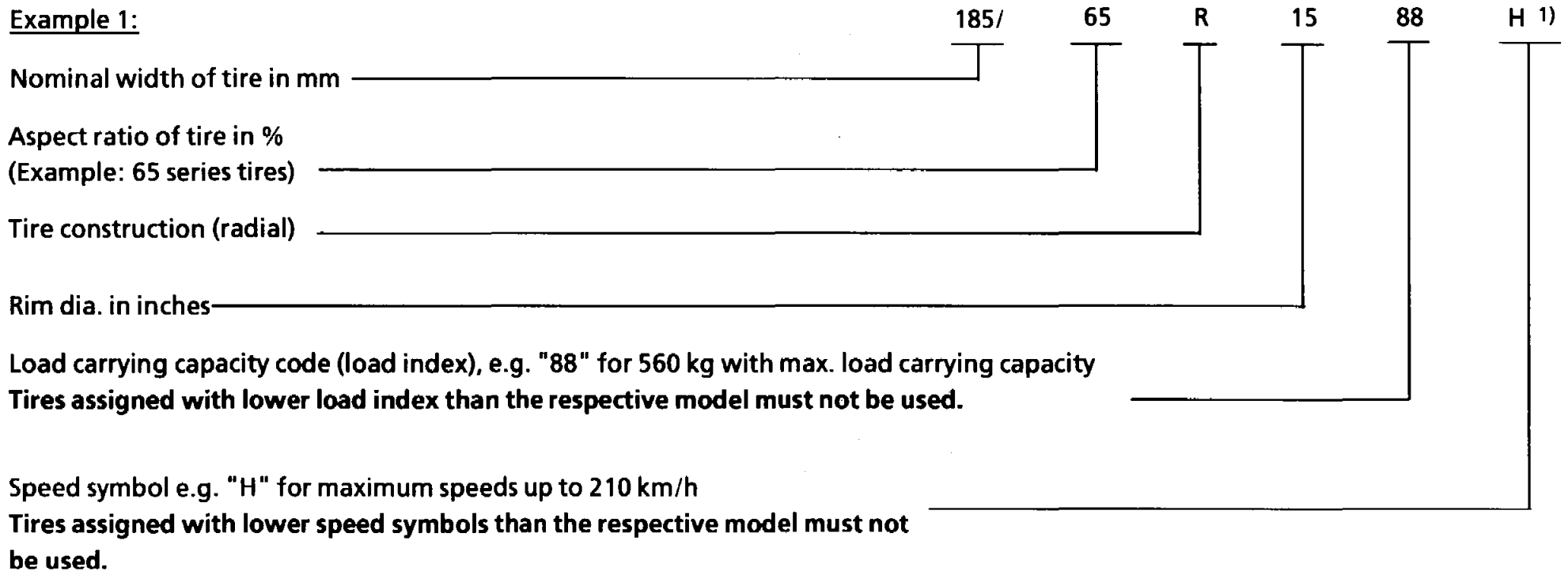
|    |                 |       |         |
|----|-----------------|-------|---------|
| J2 | GF40.10-P-1020A | Tires | 27.1.95 |
|----|-----------------|-------|---------|

**MODEL all**

|  |  |  |                    |           |
|--|--|--|--------------------|-----------|
|  GF | Tire designation   |  | GF40.10-P-1020-01A | <b>K2</b> |
|  GF | Checking tires for damage and condition -<br>measuring tread depth |  | AP40.10-P-4051Z    |           |

|    |                    |                  |  |
|----|--------------------|------------------|--|
| K2 | GF40.10-P-1020-01A | Tire designation |  |
|----|--------------------|------------------|--|

**Example 1:**



1) With the exception of ZR version of tires (refer to example 2), the speed symbol for the permissible maximum speed is specified after the tire size to designate tires in accordance with the ECE regulations.

Example

2:

1 Nominal width of tire in mm

2 Aspect ratio of tire in %

(Example: 55 series tires)

6 "Z" speed symbol above 240 km/h

"R" code letter for belted tires of radial construction

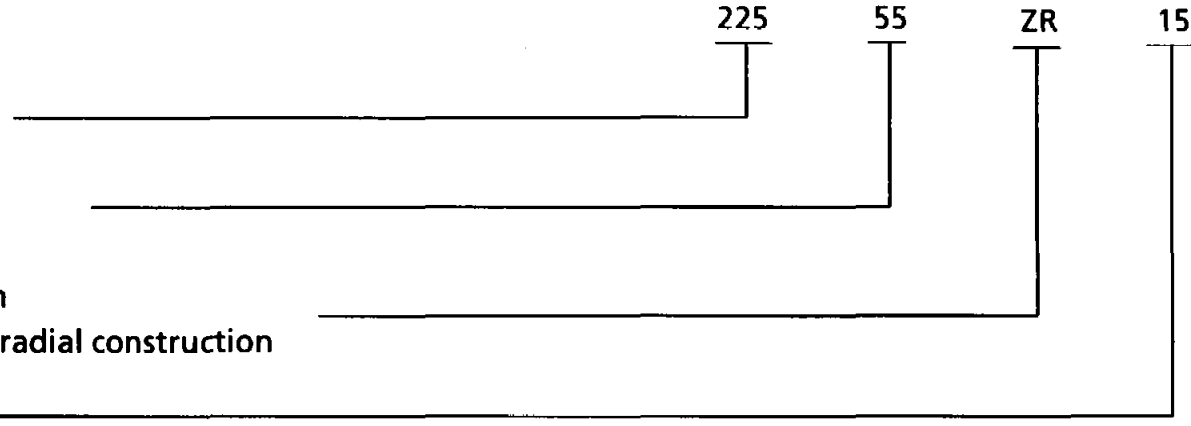
4 Rim dia. in inches

225

55

ZR

15



### **Additional important identifications**

- 1 *Tire manufacturer with tire designation, e.g. Pirelli P 2000*
- 2 *Radial designation for belted tires*
- 3 *Tubeless tires*
- 4 *DOT certificate of "Department of Transportation" (transport ministry in USA)*
- 5 *Date of manufacture*

Three-figure code or production code after the DOT letters and number sequence, e.g. 452 = 45th week in 1992 (number 1 and 2 = production week, number 3 = last digit of year of manufacture).

**M + S = Mud and snow tires (winter tires)**

**Tires with the designation e.g. P225/60ZR16.**

The "P" stands for passenger car and identifies tires produced specially for the American market. These tires are not approved in Germany; the General Operating Permit is void if they are fitted.

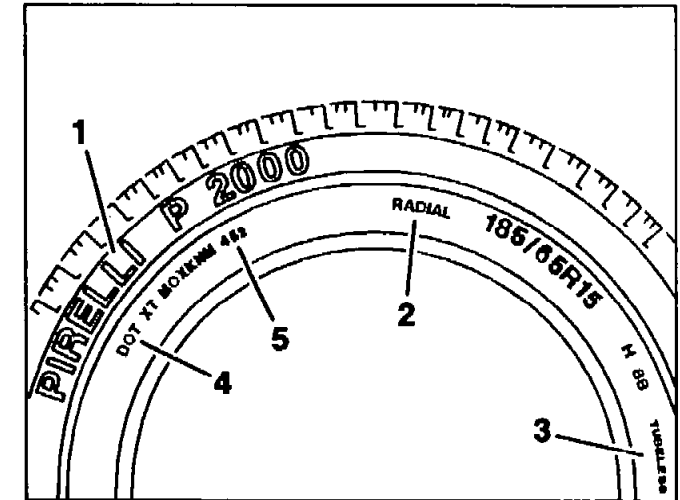
All further designations are USA identification regulations.



The speed symbol "W" is a new addition to the familiar speed symbols "Q/R/S/T/H/VR/ZR". This identifies tires which are approved up to a maximum speed of 270 km/h.

When fitting new tires these tires can be used as a replacement for "VR" and "ZR" tires. An entry in the vehicle documents is not required.

Speed symbol "Y" is also a new addition. This identifies tires which are approved up to a maximum speed of over 270 km/h.



P40.10-0224-01